

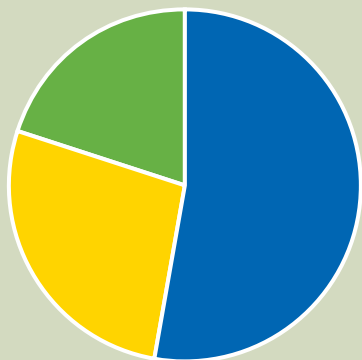
Accountability Report 2009-2010

FINANCIAL DATA

SOURCES OF FUNDING

State Funds	53%
Student Tuition	27%
Locally Generated Revenue	20%

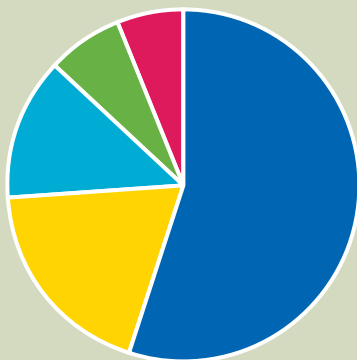
■ SF ■ ST ■ LGR



COLLEGE BUDGET

Operating Expenditures	55%
Student Aid	19%
Grants & Contracts	13%
Capital Projects	7%
Business Enterprises	6%

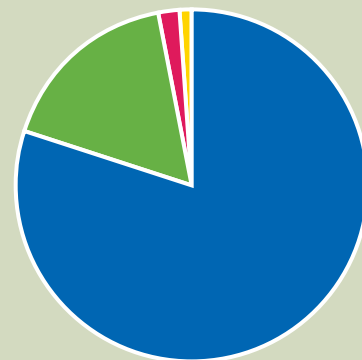
■ OE ■ SA ■ G&C ■ CP ■ BE



OPERATING EXPENDITURES BY CATEGORY

Salary & Benefits for Teaching and Support	80%
Goods & Services	17%
Equipment	2%
Travel	1%

■ S&B ■ G&S ■ E ■ T



STUDENT DEMOGRAPHICS for all students enrolled for credit in Spring 2010

AGE & GENDER

The average age for students enrolled at SVC for credit at the college is 31. The majority of SVC students are female (59%), and the average age for females is 32. In contrast, the average age for male students is 30.

Female	59%
Male	41%

ATTENDANCE

Part-Time	58%
Full-Time	42%

ETHNIC DIVERSITY

	Number	Percent
White	4,760	72%
Asian/Pac Islander	275	4%
Hispanic	1,027	16%
Black/African American	115	2%
Amer Indian/Alaska Native	81	1%
Other/Unknown	125	2%
International	167	3%
Total	6,550	100%

PROGRAM GOALS OF STUDENTS

	Number	Percent
University/College Transfer	2,612	40%
Workforce Training	2,448	38%
Basic Skills	721	11%
Apprentice	276	4%
Home & Family	270	4%
Non-Degree	223	3%
Total	6,550	100%

2009-10 SCHOLARSHIPS & FINANCIAL AID

In 2009-10 the SVC Foundation awarded over \$100,000 in scholarships to SVC Students; \$14.5 million in Financial Aid was distributed to 1,975 students.

2009-10 DEGREES & CERTIFICATES AWARDED

The college awarded 498 degrees, 458 certificates, and 30 high school diplomas.

eLEARNING

Annualized FTEs – All Funds

Over the past five years, the college has significantly increased the number of "hybrid" courses, that is, courses that substitute some part of the ground instruction with online instruction. This results in fewer commute days for many students and provides a viable means for continuing instruction in the event of an emergency.

